



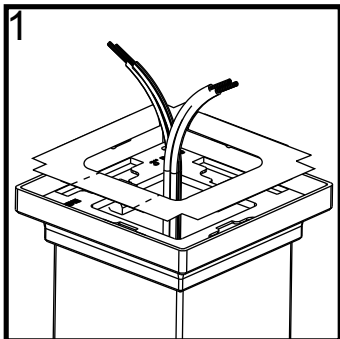
## Installation Instructions

### FortressAccents LED Cap Light Module with FortressAccents Post Caps

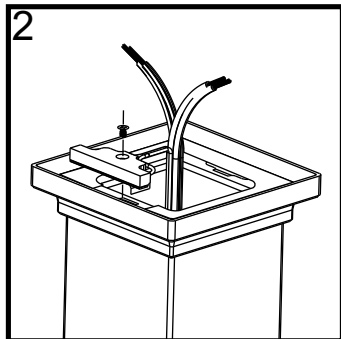
It is the responsibility of the installer to meet all code and safety requirements. The installer should determine and implement the appropriate installation techniques for each situation. The Fortress Company or its distributors shall not be held liable for improper or unsafe installations.

**WARNING – Risk of Electric Shock.** Install all luminaires 10 feet (3.05 m) or more from a pool, spa, or fountain.

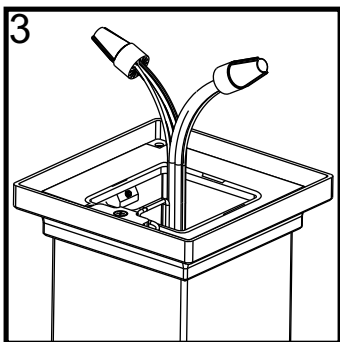
Required Materials: Phillips Head Screw Driver, Wire Cutters, Wire Strippers, Eye Protection



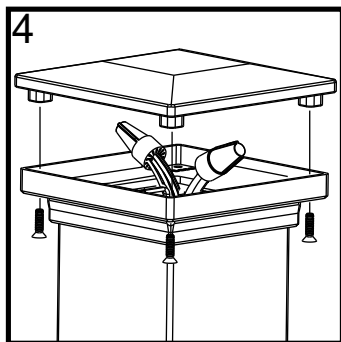
1. Run 18-2 gauge stranded outdoor wire (available from FortressAccents, please visit [www.fortressaccents.com](http://www.fortressaccents.com) for dealer locations) by routing in close proximity to the luminaire or fitting, or next to a building structure such as a house or deck. Wire should not be buried. Install FortressAccents post cap base to post. FortressAccents post cap installation will vary depending on style of post. Remove light plug material where LED cap light module will be installed.



2. Place the LED cap light module into an indentation in the FortressAccents post cap base with the LED's facing down. Secure the LED module with provided screw.



3. Strip the wire insulation back  $\frac{1}{2}$ " from the field wiring. Connect wires with provided waterproof wire nuts. Wire connections can also be made below the deck surface. Note: Polarity must be maintained. Always connect the same side of 18-2 gauge wire with the same polarity (i.e. positive) marked on the LED Cap Light Module.



4. Before installing the post cap, make the connections on the LED cap module. Connect the field wiring to the transformer and turn on the lights to verify that the wiring is correct. Install the post cap cover with the provided fasteners.

Please visit [www.fortressaccents.com](http://www.fortressaccents.com) for information on how to order additional accessories.

For technical assistance, please email: [technicalhelp@fortressrailing.com](mailto:technicalhelp@fortressrailing.com)  
Hours of Operation Monday through Friday 8:00 AM to 5:00 PM, CST  
Phone: 1-866-323-4766 Fax: 972-644-3720  
[www.fortressaccents.com](http://www.fortressaccents.com)